

## Notes to Teacher: Using Pictures

The pictures in this section can be used in a variety of ways.

1. Use the telephone and phone numbers for students to practice dialing appropriate phone numbers (911 or non-emergency number) depending on the problem situation. For the assessment, students will be evaluated on ability to determine appropriate police number and to dial it.
2. Make 5-6 copies of each of the scenarios (robbery, purse snatching, and accident). Have students color the pictures and write in street names and addresses. Then collect the pictures to pass around on subsequent days to provide a large variety of practice opportunities. Crayons are available through the ESL Resource Office.

Police Telephone numbers:

Emergency: 911


Non-Emergency: (858) 484-3154

Police Telephone numbers:

Emergency: 911

Non-Emergency: (619) 531-2000

Directions: Write in the street names on the street sign.  
Write in the address over the door of the store.  
Color the picture.



Directions: Write in the street names on the street sign.  
Write in the address over the door of the store.  
Color the picture.





Directions: Write in the street names on the street signs.  
Write in the name of the store.  
Write in the address over the door.  
Color the picture.



Directions: Write in a street name on the street sign.  
Write a house number over the door.  
Color the picture.




Directions: Write in a street name on the street sign.  
Write a house number over the door.  
Color the picture.





Directions: Write in a street name on the street sign.  
Write an address over the door of the store.  
Color the picture.





Directions:

Write in a street name on the street sign.

Write in the name if the of the store over the door.

Write the address over the door.





Directions:

Write in a street name on the street sign.

Write in the name if the of the store over the door.

Write the address over the door.



Directions:

Write in a street name on the street sign.

Write in the name if the of the store over the door.

Write the address over the door.

